

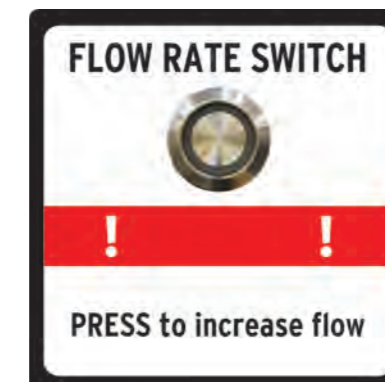
# GALLAGHER PULSE - TRUCK FUELLING SOLUTIONS

Powered by modularity, driven by smart electronics and Data Centre for remote operational views, the Gallagher PULSE range is simple yet brilliant.

## INCREASED DIESEL FLOW WITH THE SIMPLE PRESS OF A BUTTON

### FASTER FLOW DIESEL

A simple button press can increase the Diesel flow rate. Press it again, to drop back to the default flow rate. The flow rate is also affected by the fuel supply infrastructure on the Site, the hydraulics and the hose and nozzle combination.



Nominal scale of the increased fuel flow:

Where Standard/High hydraulics are used:	
- Standard 3/4" hose, 3/4" nozzle	Default flow rate 38 lpm
- Standard 3/4" hose, 3/4" nozzle	Press button >> 50+ lpm
- Standard 3/4" hose, 1" nozzle	Press button >> 65+ lpm
- 1" hose, 1" nozzle	Press button >> 75+ lpm
Where High/Ultra hydraulics are used:	
- 1" hose / 1" nozzle	Default flow rate 80 lpm
- 1" hose / 1" nozzle	Press switch >> 120+ lpm
- 1" hose / 1" nozzle (no button)	Default flow rate 120+ lpm

Increasing your customer throughput is a simple and cost effective way to improve your profit

### + BLUE DISPENSING

+Blue nozzles are supplied with matching blue confirmation latches, with an option for a flap, as well as its built-in magnetic safety device that allows deliveries to trucks with +Blue integrated tanks.

A special magnetic nozzle adapter on a wire lanyard, attached to the nozzle, is an option to allow container filling.



## A FUEL DISPENSER THAT DELIVERS +BLUE AND DIESEL AT THE SAME TIME WITH MULTIPLE HOSE OPTIONS

### FORECOURT TIME AND SPACE HAS A VALUE

The ability to deliver +Blue and diesel at the same time has tremendous benefit not just in time saving and convenience for your customer, it also frees up valuable forecourt space enabling you to service higher customer volumes.

Avoiding the cost of another dispenser is an additional benefit of simultaneous deliveries. What previously required two separate dispensers can now be achieved with one.

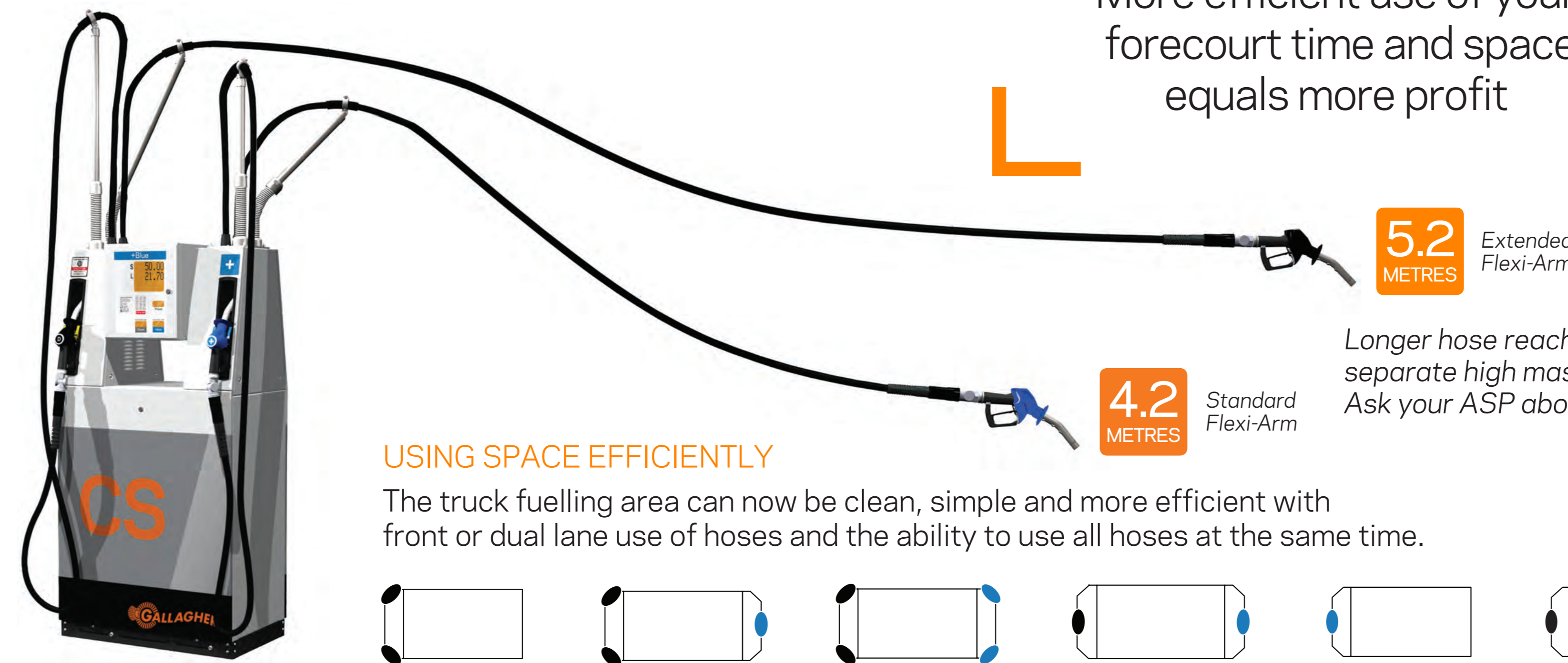
### WIDER RANGE OF VEHICLES CAN FILL

Take on the economy of serving multiple customer groups at a single dispenser.

Use boost flow rate switches to allow high flow Diesel to light commercials and larger RVs/4WDs while pressing the button achieves Ultra flow rates for vehicles with tanks above 200 litres.

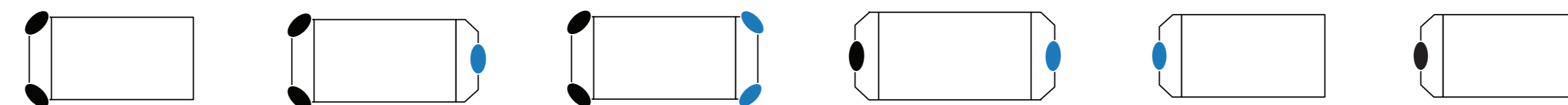


More efficient use of your forecourt time and space equals more profit



### USING SPACE EFFICIENTLY

The truck fuelling area can now be clean, simple and more efficient with front or dual lane use of hoses and the ability to use all hoses at the same time.



## USE THE UNIQUE MODULARITY OF THE PULSE L SERIES

### FOR A CONSISTENT LOOK

Truckstop dispensers do not have to look different from your retail image.

The L Series brings the premium look to the forecourt with its modular hose compartment and the fixed hanging or retracting hose options.

This model LX6B features dual Ultra (switchable High/Ultra) Diesel selection with +Blue that can be delivered at the same time.

The same functionality and look can be created with the CX6B.



### ITS ABOUT SEEING YOUR ASSETS

Data Centre can operate in every PULSE model.

24 hour sensing, automated alerts and full vision of deliveries, live flow rates and dispenser totes. Remote software downloads, diagnostics and in some cases remote resolution.

Visibility is key and it's across your business as well as your service partner. All this visibility is on your phone, tablet and PC.

